

# FALKEN

WE GET YOU GOING®

SUV TYRE CATALOGUE



**FALKEN**  
WE GET YOU GOING™



# WILDPEAK A/T 01

RUGGED, DYNAMIC, ALL-PURPOSE,  
ALL-TERRAIN PERFORMANCE

- Pick up and SUV mainly on road use.
- Effectively water drainages for good All-terrain traction and stability.
- Aggressive biting block edges provide unparalleled traction and control.
- Square shoulder profile, offering an aggressive stance and maximum traction.
- Joint-less nylon band, provides first class ride comfort.
- A hard bead apex provides sidewall stability.
- Aggressive sidewall treatment, computer-designed tread pattern and a durable rubber compound.

## SIZES

255/65R16 109T  
265/65R17 112S  
275/65R17 115H  
215/70R16 100T  
235/70R16 106T  
245/70R16 107T

265/70R16 112T  
275/70R16 114T  
225/75R16 110Q  
30x9.50R15 LT 104S  
31x10.50R15 LT 109S  
32x11.50R15 LT 113S

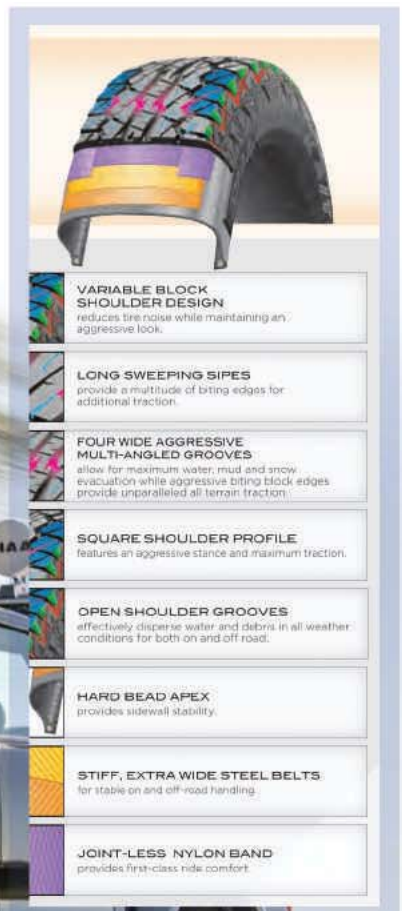
205/80R16 104T XL  
285/60R18 120H XL  
LT 215/75R15 100/97S  
LT 235/75R15 104/101S  
\*LT 245/75R16 120/116Q  
\*LT 285/75R16 122/113Q

\*.Wildpeak A/T02



Aggressive side-wall

Strong traction image of claw  
Outline white letter may vary by size



The **WILDPEAK A/T** reinvigorates the all-performance sport utility and light truck tire market through its aggressive stance and maximum traction. A symmetric five-rib pattern and rigid block design allows for ultra durability, exceptional on-road response and optimized off-road handling. Two stiff extra-wide steel belts enable stability, while four wide multi-angled grooves enable maximum water, mud and snow evacuation. Biting block edges provide additional, unparalleled traction and control. The WildPeak A/T is available in 15-inch to 24-inch applications, up to 37" overall diameter.



**FALKEN**  
WE GET YOU GOING®

# WILDPEAK H/T 01

ALL SEASON HIGHWAY PERFORMANCE

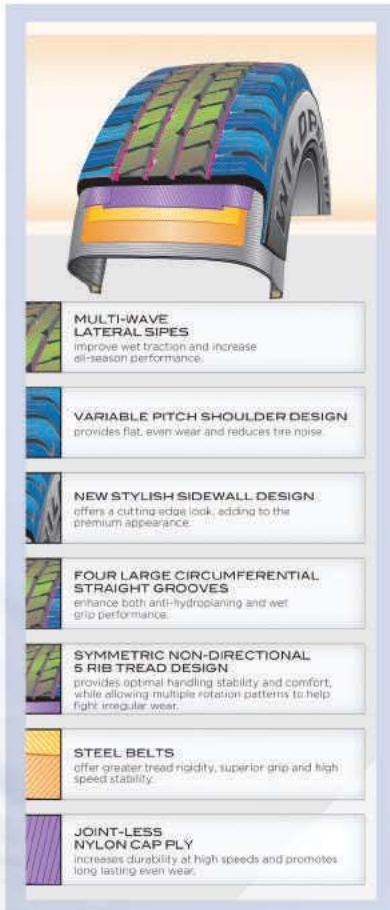
- The first Falken real highway terrain tire for SUV and Pick-Up on road.
- Improved safety performance, especially wet braking on city road and highway, and economy, high mileage and anti-irregular wear.
- Offers ride comfort and quiet performance.

## SIZES

235/65R17 104T  
245/65R17 107S  
265/65R17 112S  
215/70R16 100S  
225/70R16 103T

235/70R16 106S  
245/70R16 107S  
265/70R16 112S  
265/70R17 115S  
30x9.50R15 LT 104S  
31x10.50R15 LT 109S

225/75R16 108S XL  
235/75R16 112S XL  
LT 225/75R16 115/112S  
LT 235/75R15 104/101S  
LT 235/85R16 120/116Q



The **WILDPEAK H/T** offers a combination of superb dry handling and responsive wet braking on all roadway surfaces. With its non-directional tread pattern Falken has optimized traction and control, through the combination of a high tension casing ply and stiff wide steel belts, the WildPeak H/T provides stability and comfort for pick-up trucks and SUVs alike whatever the season. With excellent value from its high mileage tread, and optimal ride comfort the WildPeak H/T leaves the competition in the dust.



**FALKEN**  
WE GET YOU GOING™

# ZIEX

## S/TZ04

SUV & LIGHT TRUCK PERFORMANCE

- Suitable for highway and paved road use.
- High angle grooves for outstanding water drainage.
- Rigid blocks for precise control.

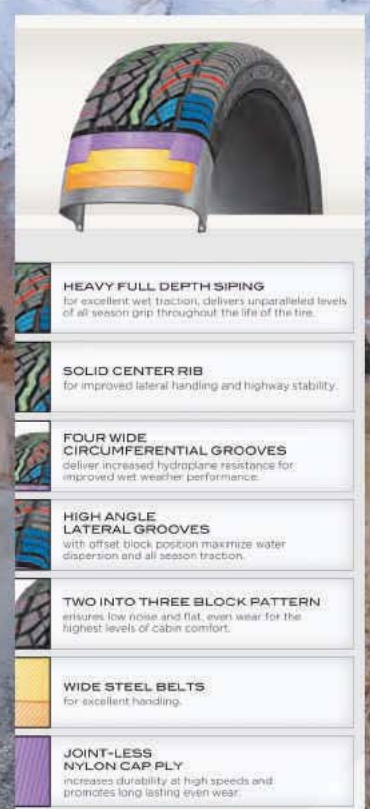
### SIZES

|                    |                 |                       |
|--------------------|-----------------|-----------------------|
| 305/30R26 109H XL  | P235/60R16 99H  | P 265/70R15 110S      |
| P275/45R20 106H    | P255/65R16 106S | 275/70R16 114S        |
| P295/45R20 114H XL | 265/65R17 112H  | P 265/70R17 113T      |
| 265/50R20 111H XL  | 275/65R17 115H  | P 245/75R16 109S      |
| 295/50R20 118H XL  | P215/70R16 99S  | 30x9.50R15 LT 104S    |
| 305/50R20 120H XL  | P245/70R16 106S | 31x10.50R15 LT 109S   |
| 255/55R18 109H     | P255/70R15 108S | LT 235/75R15 104/101Q |
| 275/55R20 117H XL  | P265/70R16 111S |                       |



### Pattern

- High angle grooves for outstanding water drainage
- 2:3 (Center:Shoulder) pitch tread design and variable size shoulder blocks for minimal noise and resonance control.
- Rigid blocks for precise control, slot and side design for comfort and quietness.



The **ZIEX S/TZ04** offers M+S all-season performance with a symmetrical non-directional tread pattern for unrestricted rotation and superior life. In challenging weather conditions, the S/TZ04 tire displays excellent lateral handling and highway stability due to its solid center rib. Four wide circumferential grooves combined with a deep tread design, makes the S/TZ04 suitable for all weather conditions.

**STAMFORD TYRES**

Authorised Dealer

Customer Care | 0860 522 322